

Current State of Khyber Pakhtunkhwa's Population

A rapidly growing population means ever-increasing demands for food, schools, health facilities, jobs and infrastructure, and rising pressure on the government to keep pace in providing these services at an equally fast pace.



POPULATION

AVERAGE ANNUAL GROWTH RATE

 **2.89%**
(1998-2017)



39
MILLION (2022)
Estimated Population

BY 2050 IT IS ESTIMATED THAT
POPULATION OF KHYBER
PAKHTUNKHWA WILL BE

58 million

AT THE CURRENT RATE OF
FERTILITY DECLINE!

TOTAL FERTILITY RATE

TFR*
4.0



* The average number of children a woman has during her reproductive age

MATERNAL DEATH

1,900

Maternal Deaths occur annually

If contraceptive use rises from the current 31% to 51%

800

MOTHERS WILL BE SAVED!



UNMET NEED FOR FAMILY PLANNING

20.5%
unmet need*



On average couples have 1 unintended child*

* Couples of child bearing age who are not using contraception but want to

INFANT MORTALITY RATE

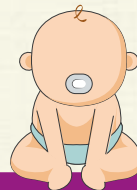
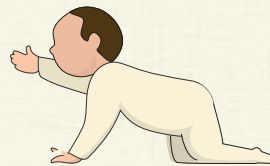
35

Infants die before reaching one year of age (per 1000 live births)

16,700

INFANTS WILL BE SAVED!

If contraceptive use rises from the current 31% to 51%



MALNUTRITION

HIGH FERTILITY CONTRIBUTES TO MALNUTRITION!



23%

CHILDREN UNDER THE AGE OF 5 ARE UNDERWEIGHT



EMPLOYMENT



GIVEN 2% ANNUAL POPULATION GROWTH RATE:

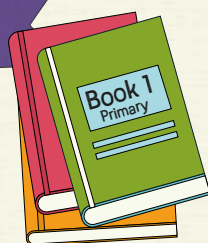
14 Million

JOB WILL BE REQUIRED BY 2040

EDUCATION

14,000

MORE PRIMARY SCHOOLS WILL BE NEEDED BY 2040



HOUSING



2.3 Million

MORE HOUSES WILL BE NEEDED BY 2040

32% CHILDREN (AGE 5-16), ARE OUT OF SCHOOL IN KYBER PAKHTUNKHWA

OUT OF WHICH



22% Boys

44% Girls

What can Pakistan do to achieve sustainable population growth?

- Promote **public discourse** on population dynamics as a core element in economic and social development.
- All private sector providers and outlets of the health departments must provide family planning services to **improve access and information**.
- Sustain **political commitment** and increased **accountability** to ensure that the system is delivering and meeting the family planning needs of the constituents.

Source: Population & Housing Census 2017-GoP
National Nutrition Survey 2018
Pakistan DHS 2012-13, 2017-18
Labour Force Survey (LFS) 2017-18
Pakistan Social and Living Standards Measurement Survey (PSLMS) 2019-20