


Current State of Balochistan's Population

A rapidly growing population means ever-increasing demands for food, schools, health facilities, jobs and infrastructure, and rising pressure on the government to keep pace in providing these services at an equally fast pace.



POPULATION

AVERAGE ANNUAL GROWTH RATE



13.6

MILLION (2022)
Estimated Population

BY 2050 IT IS ESTIMATED THAT
POPULATION OF BALOCHISTAN
WILL BE

24 million

AT THE CURRENT RATE OF
FERTILITY DECLINE!

TOTAL FERTILITY RATE



TFR*
4.0

* The average number of children a woman has during her reproductive age

MATERNAL DEATH



1,000

Maternal Deaths
occur annually

If contraceptive use
rises from the current
20% to 41%

400

MOTHERS WILL BE SAVED!

UNMET NEED FOR FAMILY PLANNING

21.6%
unmet need*




On average couples have
1 unintended child*

* Couples of child bearing age who are not using contraception but want to

INFANT MORTALITY RATE

66

Infants die
before reaching
one year of age
(per 1000 live
births)



10,000

INFANTS WILL BE SAVED!

If contraceptive use rises
from the current 20% to 41%

MALNUTRITION



HIGH FERTILITY
CONTRIBUTES TO
MALNUTRITION!



31%

**CHILDREN UNDER
THE AGE OF 5 ARE
UNDERWEIGHT**

EMPLOYMENT



GIVEN 2% ANNUAL POPULATION GROWTH RATE:

6.5 Million

JOB WILL BE
REQUIRED BY 2040

HOUSING



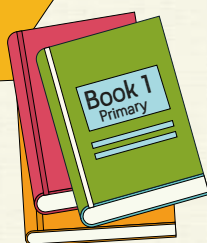
1 Million

MORE HOUSES WILL
BE NEEDED BY 2040

EDUCATION

7,200

MORE PRIMARY SCHOOLS
WILL BE NEEDED BY 2040



MORE THAN HALF OF THE GIRLS
(AGE 5-16), ARE OUT OF SCHOOL
IN BALOCHISTAN

OUT OF SCHOOL CHILDREN



38% Boys

58% Girls

What can Pakistan do to achieve sustainable population growth?

- Promote **public discourse** on population dynamics as a core element in economic and social development.
- All private sector providers and outlets of the health departments must provide family planning services to **improve access and information**.
- Sustain **political commitment** and increased **accountability** to ensure that the system is delivering and meeting the family planning needs of the constituents.

Source: Population & Housing Census 2017-GoP
National Nutrition Survey 2018
Pakistan DHS 2012-13, 2017-18
Labour Force Survey (LFS) 2017-18