

# HEALTH



## Type of Public Sector Healthcare Facilities



3

Rural Health Centre



16

Basic Health Units



32

Reproductive Health Service Centers



37

Family Welfare & Population Welfare Centres



38

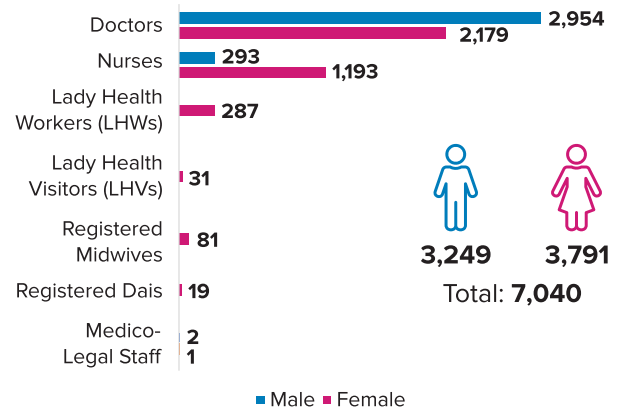
Dispensaries



4

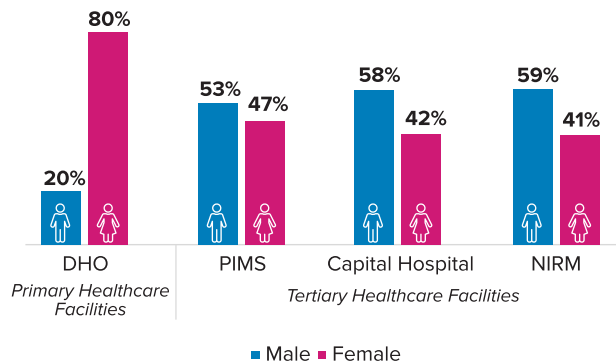
Secondary & Tertiary Care Hospitals

## Public Sector Healthcare Staff

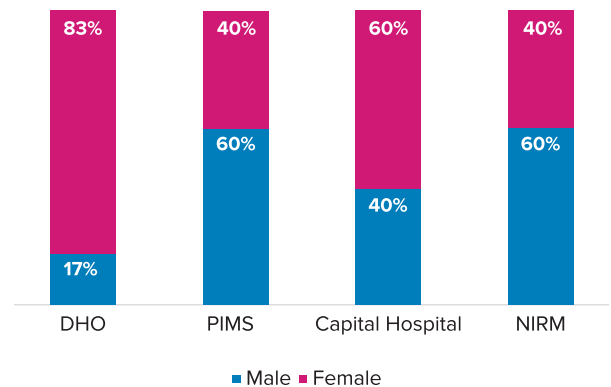


## % of OPD Patients Visited Health Facilities

Women mainly seek care at primary healthcare facilities, with fewer turning to tertiary care.



## % of Patients Seeking Mental Health Support



## Maternity and Birth Outcomes



40%

of women delivering in healthcare facilities undergo C-section.

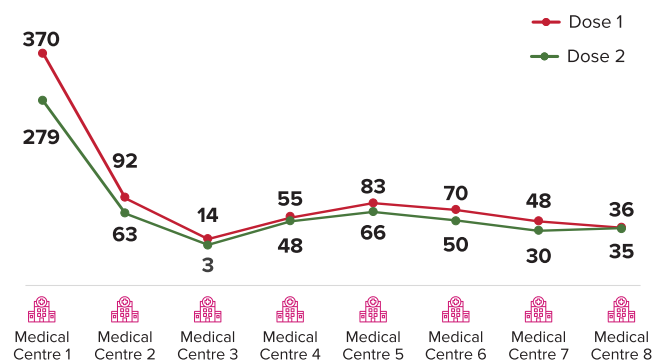


2%

of births reported in Islamabad are low birth weight (LBW) babies.

## Tetanus Diphtheria

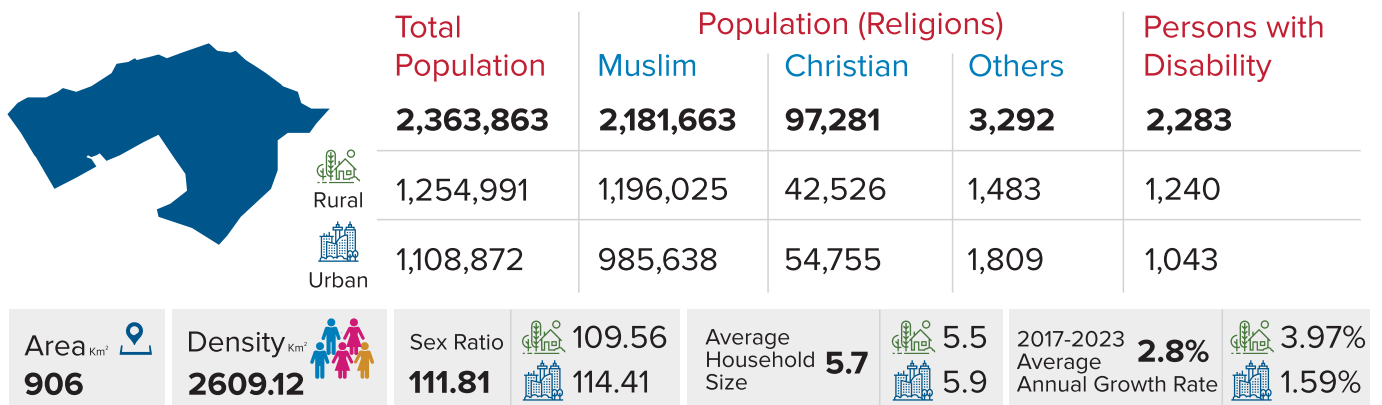
A 30% drop-off rate is observed between the first and second doses of the Td vaccine among pregnant women.



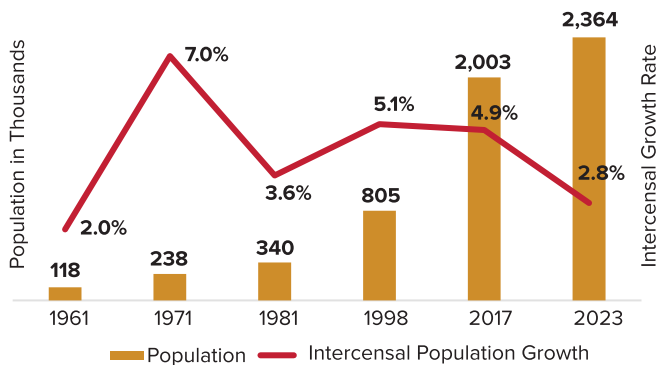
# DEMOGRAPHICS



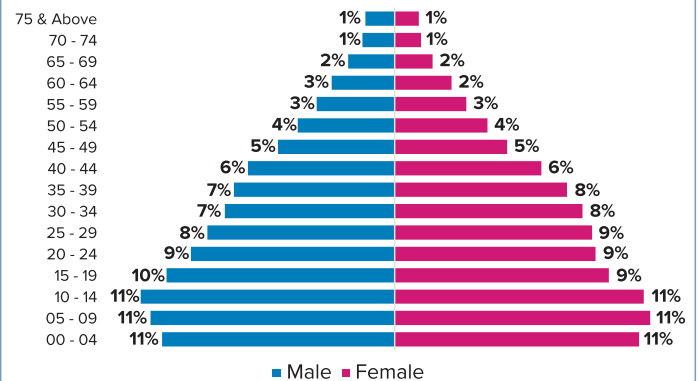
## Estimated Population - Census 2023



## Total Population and Intercensal Growth Rate of Islamabad (1961–2023)

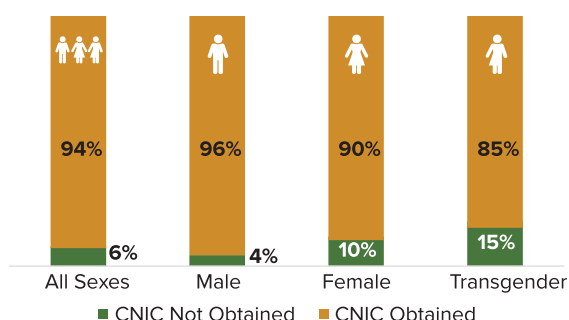


## Age and Gender wise Population of Islamabad - Census 2023

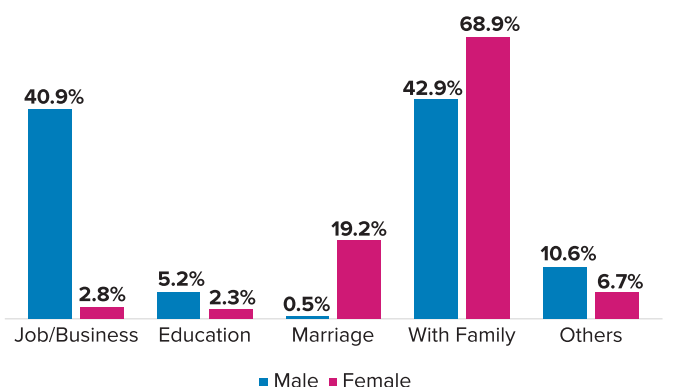


## People with and without CNICs - Census 2017

As the 2023 Census lacks official CNIC data, we used 2017 figures, but the rising population suggests improvement in the numbers of CNICs obtained



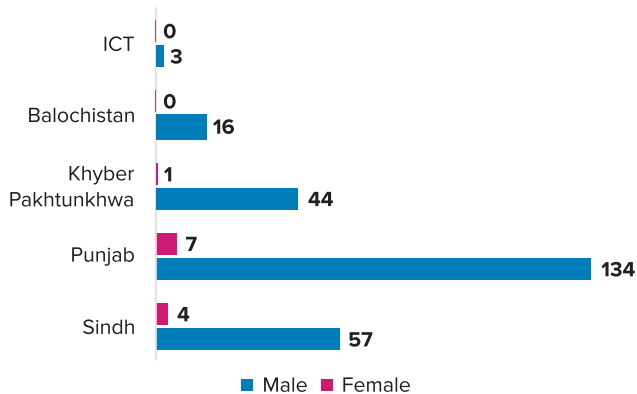
## Reasons for Migration by Gender - Census 2023



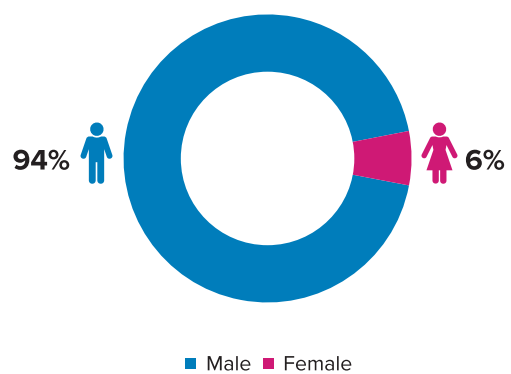
# GOVERNANCE



## Gender representation on General Seats in the 16th National Assembly-2024



## Chairpersons of the Standing Committees in the 16th National Assembly



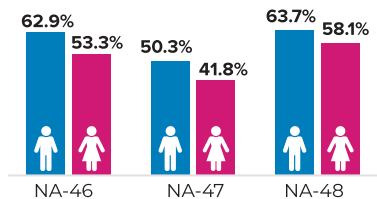
## Gender Disaggregation of Electoral Roles and Participation in the GE 2024 - ICT



### Contested Candidates on General Seats in National Assembly - ICT

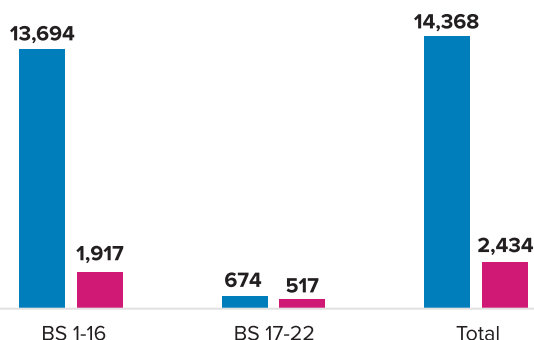


### Voters Turnout in GE 2024 - ICT

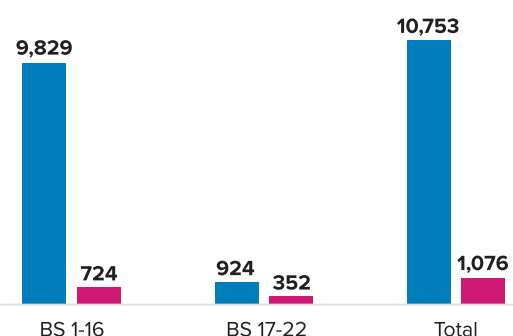


## Gazetted and Non-Gazetted Officers (2023-2024)

Basic Scale Wise Working Strength in Main Ministries/ Divisions/ Attached Departments/ Sub Ordinate offices/ Constitutional Bodies



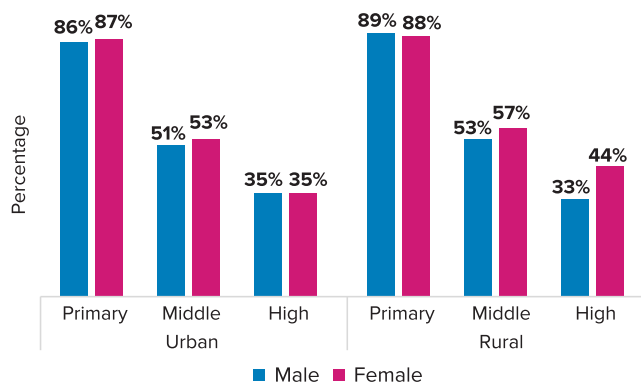
Actual Working Strength of Officers and Staff



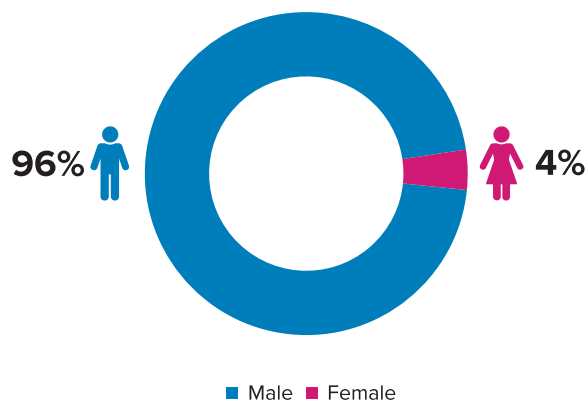
# EDUCATION



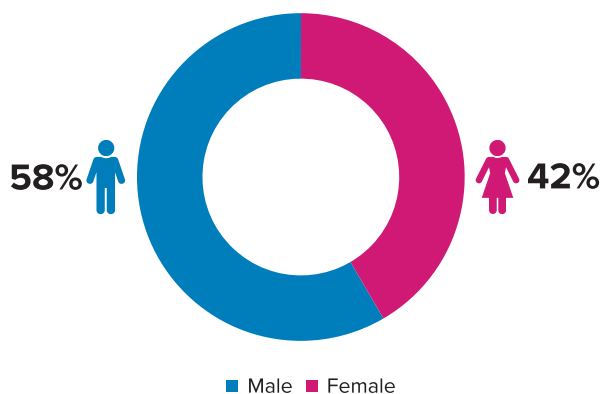
## Net Enrollment Rate



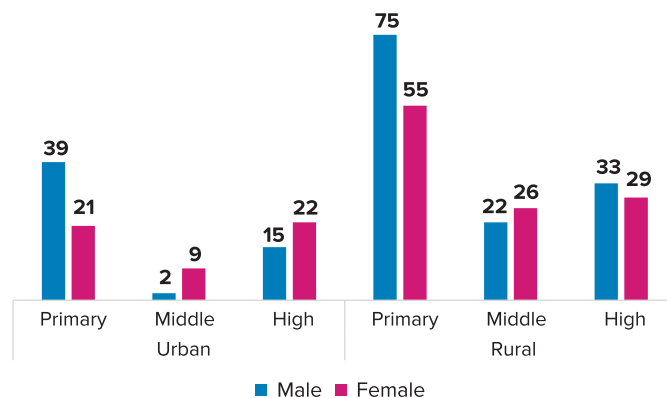
## Vice Chancellors of Universities



## STEM Graduates



## Number of Public Institutions




## STEM Education



Engineering

**10,710**  
Male: 74%  
Female: 26%



Artificial Intelligence & Robotics

**6,758**  
Male: 72%  
Female: 28%



Space Science & AeroSpace Engin

**222**  
Male: 84%  
Female: 16%



Mathematics

**2,738**  
Male: 48%  
Female: 52%



Natural Science

**4,105**  
Male: 43%  
Female: 57%



Information Comm. and Technology

**11,157**  
Male: 69%  
Female: 31%



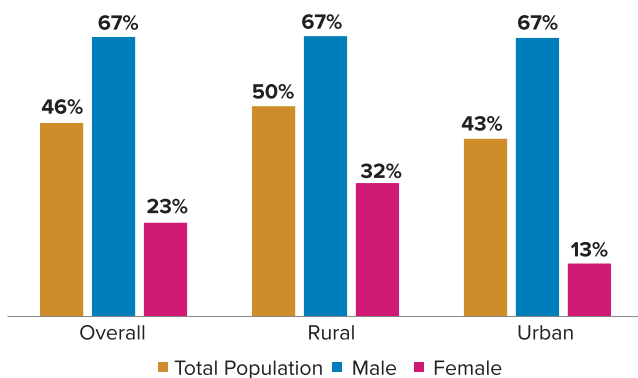
Health and Welfare

**4,900**  
Male: 35%  
Female: 65%

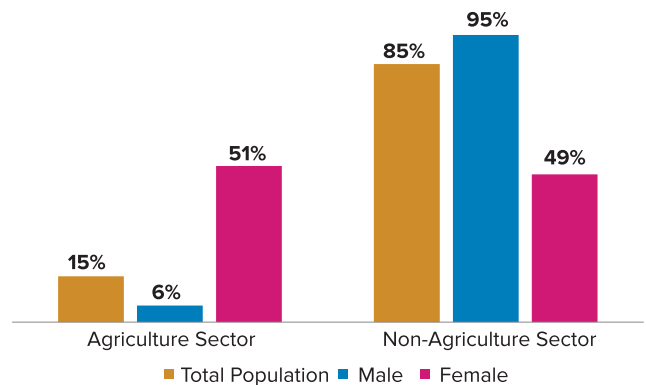
# ECONOMIC PARTICIPATION & OPPORTUNITIES



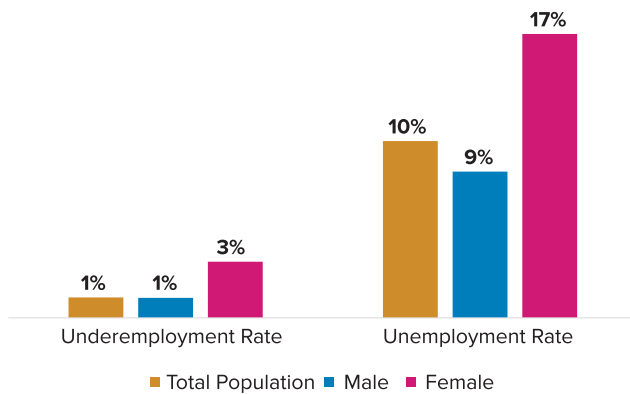
**Labour Force Participation Rate (LFPR)**



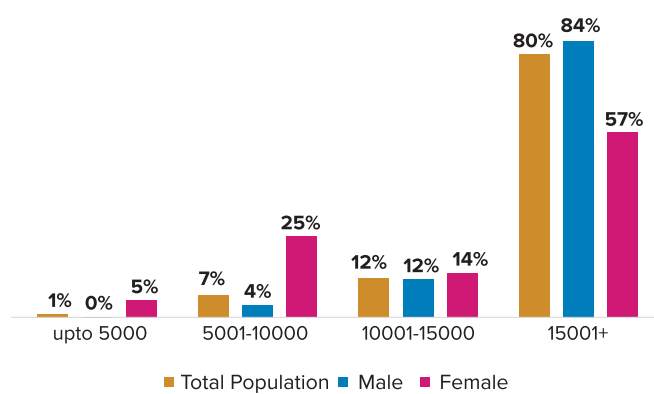
**Employment by Agriculture/ Non-Agriculture Sector**



**Unemployment & Underemployment Rate**



**Percentage Distribution of Employees by Wage Group**



**Gender Disparities in Key Economic Indicators**



Number of Credit Cards

89% 11%



Sum of Active Borrowers

54% 46%



Active Mobile Subscribers (SIMs)

75% 25%



Mobile Broadband (3G & 4G) Subscribers

65% 35%



Licenses issued by ITP

90% 10%



Vehicle Registration

96% 4%



Landownership

75% 25%



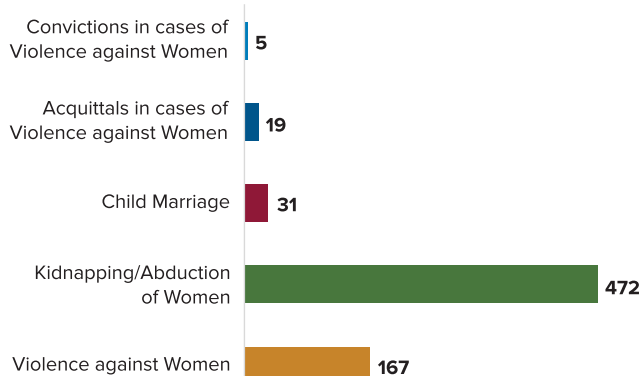
Beneficiaries of Zakat & Ushr Payments

10% 90%

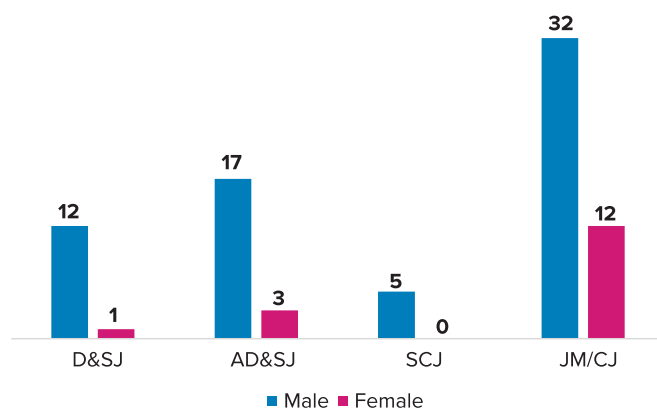
# JUSTICE



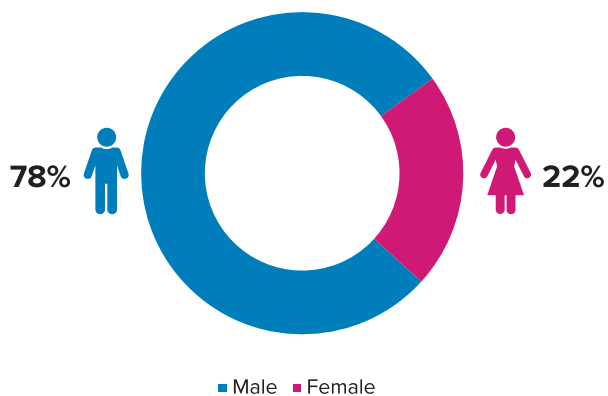
## Reported Cases of Violence Against Women



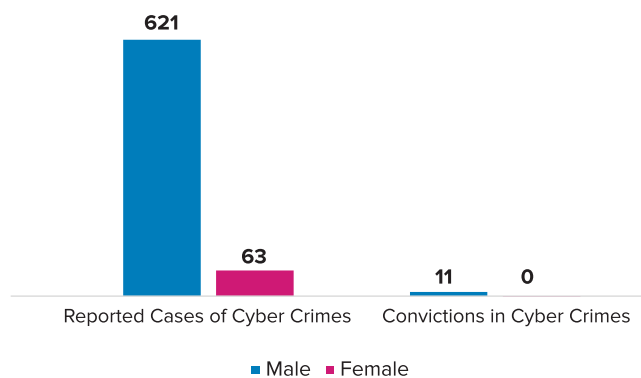
## District Judiciary



## Prosecutors



## Convictions in Cybercrimes



## Family Law Cases

